

The Effect of Austerity Packages on Government Popularity during the Great Recession

Abel Bojar^{*}, Björn Bremer[†], Hanspeter Kriesi^{**‡}, Chendi Wang^{*}

July 2020

Forthcoming in the British Journal of Political Science

Abstract

During the Great Recession, governments across the continent implemented austerity policies. A large literature claims that such policies are surprisingly popular and have few electoral costs. We revisit this question by studying the popularity of governments during the economic crisis. We assemble a pooled time-series data-set for monthly support for ruling parties from fifteen European countries and treat austerity packages as intervention variables to the underlying popularity series. Using time-series analysis, this allows us to carefully track the impact of austerity packages over time. The main empirical contributions are twofold. First, we show that, on average, austerity packages hurt incumbent parties in opinion polls. Second, we demonstrate that the magnitude of this electoral punishment is contingent on the economic and political context: in instances of rising unemployment, the involvement of external creditors, and high protest intensity, the cumulative impact of austerity on government popularity becomes large.

Acknowledgments: The authors acknowledge funding by the ERC project ‘Political Conflict in Europe in the Shadow of the Great Recession’ (POLCON) (Project id: 338875). Previous versions of this article were presented at the 2018 annual SASE conference, the 2019 SPSA annual conference and Dreiländertagung, and at workshops at the European University Institute (EUI), Sciences Po Paris, and the Max Planck Institute for the Study of Societies, Cologne. We are very grateful for insightful comments that we received at each occasion, and we specifically thank Lukas Haffert, Thomas Sattler, Lisa Taalving, four anonymous reviewers, and the editors of the BJPoS for excellent feedback. All remaining errors remain our own.

Key words: austerity, fiscal consolidation, economic voting, time series analysis, government popularity, economic crisis

^{*} European University Institute (EUI), Florence

[†] Max Planck Institute for the Study of Societies, Cologne

[‡] Laboratory for Comparative Social Research, National Research University Higher School of Economics, Russian Federation

Introduction: the impact of policy decisions in times of crisis

The economic voting literature explains the voting behavior or the ups and downs of government popularity – the VP function – by objective or subjective economic indicators.

The role of the economy varies across the studies in the literature, but in terms of government popularity (approval) Bellucci and Lewis-Beck (2011) document that there is a strong and stable effect of the economy across countries. In a particularly elegant study, Stimson (2004) shows that, in the US, “tides of consent” move up and down with the economy. In terms of voting behavior, the vast literature on economic voting suggests that voters hold incumbents accountable for economic outcomes (see e.g., Duch and Stevenson 2008; Stegmaier et al. 2017). Empirical studies on economic voting show that it is pervasive in “normal” elections.

The question is whether the results for economic voting in “normal times” also hold true in times of economic crises. The asymmetric grievances hypothesis of the literature on economic voting would suggest that the economy generally has a stronger electoral impact during bad times (Lewis-Beck and Paldam 2000). This is confirmed by a growing literature on economic voting in the Great Recession, which shows that the electoral punishment of incumbents has, indeed, been massive and that it has been a function of the depth of the recession (e.g., Bartels 2014, Bellucci 2014; Hernández and Kriesi 2016; Magalhaes 2014, Bremer et al. 2020).

These studies have typically focused on election outcomes. At the time of the elections, however, voters may no longer remember the specific instances (e.g., policy decisions) that triggered their blame for the government, but they are likely to have integrated their assessment of specific government decisions into a “running tally” of their evaluation of the government which influences their electoral choice later on. It is thus difficult to know to what extent governments are held responsible for policy-decisions, for the poor state of the economy in general, or the relative economic situation in their country compared to other countries (Kayser and Peress 2012).

Yet, for voters there is no need to wait for the next electoral campaign for assessing the impact of economic policy decisions on vote intentions. To clarify the attribution of responsibility to the government, we follow the lead of Marsh and Mikhaylov (2012) and move closer to crisis-related policy interventions that are directly under the control of the government to study their effect. In a severe economic crisis such as the Great Recession, economic policy debates and decisions are expected to become more salient and less ambiguous, and therefore, to have a direct effect on vote intentions already at the time when they first appear in the news.⁴ This focus on policy-decisions is all the more important during times of economic crisis because the objective economy may not be the main object of responsibility attribution for the electorate (e.g., Clarke and Whitten 2013; Bellucci 2014).⁵ For various reasons (clarity of responsibility, international nature of the crisis, bounded rationality and limited knowledge of voters), economic crises present a particularly difficult cognitive environment for voters to assign responsibility and judge incumbent parties by their economic record. Yet, the Great Recession compelled governments to adopt highly mediatized and hotly debated economic policies that reached and resonated more with a wider segment of the electorate than the monthly or quarterly fluctuation of macroeconomic indicators did. In this study, we thus turn from the real economy (output) to economic policy (input) in search of the aggregate-level economic vote.

⁴ For the purposes of our study, we refer to the recession that followed the 2007-2008 financial crisis and the European sovereign debt crisis jointly as the “Great Recession”.

⁵ The analysis of policy decisions also becomes more important in times of crisis because economic evaluations during crises may be characterized by a reduced variance (Fraile and Lewis-Beck 2014): if everybody ends up evaluating the state of the economy as poor, it becomes closer to a constant and can no longer explain the electoral outcome.

We are particularly interested in the effect of a specific set of economic policies that governments undertook in the wake of the recent economic crisis and their impact on ruling party vote intentions: austerity measures. As is well known, in their first reactions to the Great Recession, most governments adopted fiscal expansionary measures relying on some version of “liberal” or “emergency Keynesianism” (Armingeon 2012; Pontusson and Raess, 2012). As the crisis continued, however, governments generally turned to austerity measures. The Greek crisis erupting in early 2010 initiated this change of policy. From then on, austerity policies became the only game in town: echoing the policy debates of the 1980s, TINA politics – “There Is No Alternative” – became the catch phrase of economic policy once again. Consequently, our focus is on these austerity packages that governments introduced once “emergency Keynesianism” gave way to the perceived imperative of economic orthodoxy in Europe.

The literature on fiscally conservative voters (Peltzman, 1992) argues that such austerity policies have little electoral costs for governments that implement them (e.g., Alesina et al. 1998, 2019; Arias and Stasavage 2019; Brender and Drazen 2008). In this article, we revisit the question whether austerity packages are popular by estimating the impact of austerity packages during the Great Recession on support for the government. To this end, we assembled a pooled time series data set that includes monthly vote intention data for fifteen European countries from 2005 to 2015 and systematically coded austerity packages in these fifteen countries over the same time period. This allows us to use time series analysis to estimate the impact of austerity packages on government popularity by treating austerity packages as intervention variables to the underlying popularity series.

The main empirical findings of this analysis are twofold. First, we show that on average governments were indeed punished for the implementation of austerity policies during the Great Recession. Contrary to literature on the fiscally conservative voter, we find a significant

and substantively important negative effect of austerity packages on the popularity of governments. Second, however, we show that this effect is transient and that there is punishment in some contexts but not in others. Specifically, the magnitude of the political punishment declines over time, and it depends on several economic and political context conditions: it is large in instances of rising unemployment, the involvement of external creditors, and high protest intensity.

Next, we present our theoretical considerations about the impact of austerity packages on vote intentions for incumbents. We specify three context conditions that we expect to shape the extent to which these policy measures affect incumbents' popularity. Then we discuss our data operationalization and empirical strategy based on advanced time series analysis. Finally, we present the main results from the pooled analysis and a country case study of Greece, before we highlight the main contributions of our article in the conclusion.

Theoretical considerations: the impact of austerity packages

To derive expectations on the impact of austerity packages on the popularity of governments, we build on the existing literature. This literature, however, turns out to be surprisingly inconclusive about public preferences towards fiscal consolidation and their electoral impact. Originally, research on political business cycles assumed that voters support higher government spending and expansionary policies due to self-interest (e.g., Golden & Poterba 1980; Nordhaus 1975). This view is shared by a large amount of research on the welfare state. Most famously, Pierson (1996; 2001) argued that in an age of permanent austerity, existing welfare state programmes are difficult to cut due to opposition from interest groups and voters.

These arguments are contrary to an increasingly popular view that voters are fiscally

conservative and that they oppose large government deficits and debt (Blinder and Holtz-Eakin 1984; Peltzman 1992). Most famously, Alberto Alesina and his co-authors argued that there is ‘no evidence of a systematic electoral penalty or fall in popularity for governments that follow restrained fiscal policies’ (Alesina et al. 1998, 198). This supplemented Alesina’s “expansionary fiscal contraction” thesis (e.g., Alesina and Ardagna 1998; Giavazzi and Pagano 1990), which attributed a positive effect to fiscal consolidations on economic growth under certain conditions. Austerity may thus not be as unpopular as it is often assumed, which many other scholars have also found since then (see Alesina 2019; Arias and Stasavage 2019; Barnes and Hicks 2018; Bisgaard and Slothuus 2018; Brender and Drazen 2008).

However, Hübscher and Sattler (2017, 151) point out an important empirical shortcoming of this literature: vulnerable governments strategically avoid consolidations towards the end of the legislative term in order to minimise electoral punishment. Observational studies are unable to get around this “strategic selection bias”, but when welfare cuts become salient in electoral campaigns, they have a negative impact on incumbents’ electoral performance (Armingeon and Giger 2008). Based on experimental evidence from results from five European countries, Hübscher et al. (2018) show that re-election chances of governments decrease when they propose fiscal austerity measures. In particular, the electorate overwhelmingly rejects spending cuts to achieve fiscal consolidation.

Moreover, the effects of fiscal consolidation measures may be different in times of crisis, when economic policy decisions become more salient. Talving (2017) has shown that during the Great Recession, incumbents have been punished for austerity measures. Her results from twenty-four European countries suggest that economic policy voting (sanctioning incumbents for austerity policies and rewarding them for stimulus) is a post-crisis phenomenon. She interprets these findings as European citizens growing tired of large-scale cuts, especially if these failed to bring the promised results.

Based on these findings, we expect austerity measures to have a negative effect on incumbents' popularity. By reducing government spending and/or increasing taxation, most attempts of fiscal consolidation place the burden of economic adjustment on the population, reducing the disposable income of citizens. Governments justify these policies by the need to reduce government deficits and debt, but there are reasons to believe that these goals are not a priority for citizens. Public debt is an abstract economic concept and, apart from exceptional circumstances, its impact on citizens is opaque. Moreover, austerity was often combined with structural reforms, which further causes economic strain for a substantial part of the population. Therefore, we expect that a non-trivial share of voters desert parties that implement austerity and structural reforms (our baseline *austerity hypothesis*).

However, in line with previous research on economic voting and the recent crisis, we expect that this effect may be conditional (see e.g., Anderson 2007; Stegmaier et al. 2017 on the economic vote and Bechtel et al. 2017 on international bailouts). In particular, we highlight several features of the economic and political context that may condition the electoral response to austerity announcements.

First and foremost, not all austerity packages inflict the same degree of economic hardship on the population, but their impact is contingent on the preexisting magnitude of economic grievances. In particular, the economic voting literature has shown that unemployment is important for the government's electoral prospects because it is the most salient economic indicator (e.g., MacKuen et al. 1992; Fernandez and Kuo 2016).⁶ In the context of rising unemployment, an increasing share of voters becomes dependent on government outlays, further aggravating the impact of fiscal cuts on voters' economic insecurity. Therefore, we

⁶ Previously, inflation and unemployment have often been used as the main economic indicators. In the low-inflation context of the Great Recession, we discount inflation as an economic context-condition.

expect an interactive dynamic between austerity episodes and this headline figure: the more voters lose their jobs and are unable to find new ones, the greater the expected electoral impact of austerity packages on incumbent parties. This is our *economic conditions hypothesis*.

However, even for austerity measures taken in dire economic straits, the impact may depend on the extent to which voters are able to hold incumbents responsible for the decisions. We focus here on the strand of the responsibility literature that explores external restrictions on accountability attribution. This literature suggests that in a multilevel governance structure such as the EU and the Eurozone in particular, governments can deflect the blame for poor economic performance to supranational institutions and foreign governments, which also attenuates economic voting (Hellwig 2001; Hellwig and Samuel 2007; Jensen and Rosas 2020). The Euro crisis offered opportunities for incumbents to shift the blame to external authorities in several countries where the IMF and the “Troika” had to intervene. For the case of the Portuguese 2011 elections, Magalhaes (2014) showed that the extent of voters’ punishment of incumbents depended on the extent to which they exclusively attributed responsibility to the national government. However, to her own surprise, Talving (2017) did not find any evidence that the electoral impact depends on shared policy-making responsibility with supranational and intergovernmental institutions.

One possible interpretation of Talving’s finding is that far from allowing the government to deflect blame (also see Komidis 2018), international creditors’ intervention focuses public attention on the dismal state of public finances that are ultimately the result of past government choices. For example, studies of the impact of IMF-interventions on protest activity in different regions of the world suggest that such interventions actually increase the accountability of incumbents (e.g., Beissinger and Sasse 2013; Altiparmakis and Lorenzini 2018). The implication of this literature for our purposes is that when governments need to

resort to external help (by the IMF or the Troika) at the price of conditionality, their failure to manage the economy becomes glaringly obvious to voters. The adoption of urgent policy measures under external pressure educates the public and provides intense lessons to the electorate about how dire the situation has become. In line with this literature, we expect external interventions to have a lasting negative effect on the popularity of incumbent governments (our *external intervention hypothesis*).

While austerity packages forced upon a country by external creditors are highly politicized by default, others may be less so. More generally speaking, packages differ greatly in the extent to which they touch upon well-organised vested interests, and different electorates in different periods may differ in their capacity and willingness to stage large-scale mobilization efforts against these measures. Building on Armingeon and Giger's (2008) emphasis on the salience of welfare cuts, we expect significant variation in the extent to which packages become the object of public controversy, unleashed by the government's challengers (opposition parties, public interest groups, the media, or social movements). These challengers strive for the "expansion of conflict" to an ever larger public (Schattschneider 1975), i.e., they seek to politicize the proposal by drawing the public's attention to it (i.e., by rendering it more salient), by mobilizing public resistance against it (i.e., by polarizing public opinion on the proposal), and by expanding the number of actors opposed to it.⁷ Controversial public debates open up the access and increase the legitimacy of speakers and allies of the challenger with journalists and with decision-makers who tend to closely follow the public debates (Gamson and Meyer 1996, 288). This expansion of conflict from the institutional to the protest arena has the potential to increase policy salience as it involves actors who conventionally stand on the sidelines of policy disputes. Put differently, protest has an important "signaling function"

⁷ For a definition of politicization that includes these three elements, see Hutter and Grande (2014).

(Bremer et al. 2020), which increases the political costs of controversial policies. We therefore expect that the impact of austerity policies on vote intentions depends on politicizing strategies of the public (our *politicization hypothesis*).

Data and estimation strategy

Data

To test the impact of economic policy decisions on support for incumbents, we rely on monthly vote intention data that we systematically collected for fifteen European countries (see Appendix A-1 for polling sources). Beyond the obvious constraints of data availability, the countries were selected to ensure sufficient variation in their political and economic conditions at the time of the Great Recession and to provide a roughly representative geographical sample of the wider European space. In this spirit, we include North- (Denmark, Finland), Anglo-Saxon- (UK, Ireland), Continental- (Austria, Germany, the Netherlands), Southern- (Greece, Italy, Portugal, and Spain), and Eastern-European (Latvia, Hungary, Poland, and Romania) countries that vary on a number of dimensions: their level of economic development, external imbalances and creditor-debtor position in international capital markets, party- and electoral systems, and perhaps most importantly, the severity of the financial and economic crises they experienced from 2008 to 2013. Subject to data availability, our country series begin in 2005 and end in 2015, ensuring that they cover both the pre-crisis and the post-crisis period.

As argued before, the main advantage of vote intention data – as opposed to election vote shares – is the opportunity to track immediate aggregate-level changes in electoral prospects that may remain hidden when focusing on election results several years down the road. To provide a well-known example from the recent past: upon coming to power in June 2010, the

Conservative government in the UK immediately laid out its austerity plans, followed up by a series of specific austerity packages. However, voters only had a first chance to submit their verdict on these policies in the general election in May 2015. By strategically front-loading austerity, the Conservative government gave itself several years of leeway for other issues to take precedence in public debates. Regular monthly polling of the British electorate allows us to track the immediate response of the electorate beginning at the month of the policy decisions.⁸ We follow the same approach in all fifteen countries by collecting all publicly available monthly polls to create fifteen country-specific time series of the average vote intentions for the parties that make up the ruling coalition at any given month.⁹

In order to measure the impact of policy events, we need to get the timing of policy decisions right. To do so, we first conducted a systematic newspaper-based event data analysis for fifteen countries in the international press (see Earl et al. 2004 for a methodological review). In particular, we used the *New York Times*, the *Financial Times* and the *Neue Zürcher Zeitung*,¹⁰ and in the first step, we systematically collected all policy decisions taken by governments throughout the sample period. Using this initial selection, we then zoomed in on the types of policies we are interested in – namely austerity packages and/or important structural reforms – and selected the ones that had the most extensive coverage as proxied by

⁸ See Clarke et al. (2000) and Lebo and Young (2009) for examples of studies that use British vote intention data.

⁹ In case of non-partisan technocratic governments, such as Monti in Italy and Papademos in Greece, we add up all parties' vote shares that supported the government. To test the robustness of our results, we also use support for the largest governing party only (i.e., the prime minister's party) and the finance minister's party as our dependent variable (Online Appendix D-1).

¹⁰ We chose these newspapers because they have a long-standing reputation in international reporting and, with the exception of the *Financial Times* (FT), they come from countries that are not covered by our study. We included the FT because it has the broadest coverage of international economic affairs.

the highest article count corresponding to the same episode. A brief description of all episodes included in our analysis are included in the Online Appendix (A-2).

Having identified the key events and their occurrence in time,¹¹ we proceed to specify the functional form of their possible impact on vote intentions. We start from the interrupted time series literature to theorize the most appropriate functional form to model austerity packages as intervention variables to the underlying popularity time series (McDowall et al. 1980; Pankratz 1991, 7). While pulse functions model the impact of events as an immediate spike – or a spike after some lag – followed by some decay pattern, step functions model a permanent level shift in the series after the occurrence of the intervention. We argue that in contrast to short-term and transitory events like political scandals, austerity packages are better conceptualized as events that have an immediate effect which can last for a longer duration because public contestation, policy implementation, and the material costs span multiple months without an obvious “end” to the episode. Lacking strong theoretical considerations on how “long” exactly this duration is and when an episode comes to an “end”, we estimate the impact via step-shifts in the series for time windows of multiple lengths, allowing for short-term (three months), medium-term (six months) and long-term (twelve months) effects in the electoral response. In cases where multiple austerity periods occur within the same window, we simply extend the window beyond the last austerity episode by the same window length. For instance, for the 6 months specification, if there are two austerity periods occurring in

¹¹ As a general rule, we coded the “occurrence” of these events as the month when the measures were first announced. It is at this time when they first appear in the mass media, and recent literature relying on experimental data and survey evidence has highlighted the role of party elites (Bisgaard and Slothuus, 2018) and media frames (Barnes and Hicks, 2018) in shaping fiscal preferences. It is likely that already upon the initial announcement, party elites and media frames start influencing electoral preferences, making it the appropriate time point for our analysis.

close proximity of 3 months, the intervention window covers 9 months. Because of our dynamic specification (as explained below), one needs to keep in mind that the total effects are felt beyond the intervention window with a decay rate dictated by the autoregressive coefficient of the model (De Boef and Keele 2008).

Turning to the contextual features of the episodes, we test for the conditioning role of a) the economic context, b) external creditors' involvement, and c) politicization as laid out under our hypotheses. For the economic context, we use the most commonly used measure in the economic voting literature: unemployment.¹² We contend that it is the trend in unemployment, rather than its level, that best captures the current and future prospects for the economic climate and serves as a more appropriate reference point for electoral accountability. We thus take the annual change of unemployment between t_0 and t_{-12} and use it as our first contextual variable. While short-run (month-to-month) changes in unemployment are relatively small and contain little information for a typical voter, year-on-year (y-o-y) changes offer a more accurate picture of the overall direction of the economy.

Our operationalization of the external involvement hypothesis is straightforward: we create an binary variable that is 1 for austerity episodes introduced as a part of conditionality following external intervention and 0 otherwise.¹³ This indicator variable separates packages that are introduced under direct international creditor pressure from those that are domestically driven.

¹² See Lewis-Beck and Stegmaier (2013, 376) for a discussion on the main economic variables used in VP-function studies. In Online Appendix D-3, we also present results for year-on-year growth of retail sales volume, the closest monthly proxy for economic growth, as a conditioning variable.

¹³ External involvement refers to both IMF bailouts and European bailouts that were administered by the so-called "Troika" made up of the IMF, European Commission, and the European Central Bank.

Finally, turning to politicization, we rely on a novel database constructed via a semi-automated content analysis of the international press in 30 European countries (Lorenzini et al. forthcoming, 2). For the purposes of this study, we selected protests directed at public economic issues (as opposed to private economic, political, or other issues). We operationalize politicization by taking the monthly protest count, weighted by countries' population sizes to address reporting bias in favour of large countries. This weighted measure of monthly public economic protest count is our contextual variable for the politicization of austerity packages.

Estimation

Before we present our modelling approach, a short discussion of the time series properties of our dependent variable is in order. As is well known from the time series methodology literature, non-stationary and strongly autoregressive processes (AR(1) coefficient > 0.9) can present formidable difficulties for valid inference because of the high risk of spurious regressions (De Boef 2001; Enders 2004, 4). Unit-root or long-memory processes are a common feature of political time series where shocks are permanent, and the series have no mean-reverting tendency. Vote intention data is a case in point: due to the highly persistent nature of partisan attachments, vote intention data is likely to display higher persistence than alternatives such as government approval,¹⁴ implying that shocks have long (or even infinite) memory. In fact, a series of unit-root tests yield clear evidence that non-stationarity is present in most of our country series.

¹⁴ See Pickup (2010) for an elegant theoretical and empirical discussion for a comparison.

To address this issue, the standard fix of cointegrating equations is unfeasible because of the nature of our main independent variable (step-shift dummies), whereas the alternative of first differencing the dependent variable is undesirable because we are interested in the long-term dynamics in support for the government.¹⁵ Instead, we leverage the empirical literature on the popularity function that has already identified a number of sources that push the series away from their overall mean for an extended period of time. In contrast to many non-stationary variables used in political science and economics, one advantage of our popularity variable is that much of the sources for its non-stationarity behavior can be directly modelled, instead of treating its unit-root nature as a nuisance to be removed via the standard fixes (e.g., first differencing). With a proper identification of these country-specific sources, one can remove their effect from the individual country series to obtain a well-behaved stationary variable that is cleaned from the temporal confounders at the same time.

Specifically, we filter out a) secular trends, b) linear and quadratic electoral cycle trends, c) three-month long honeymoon periods, and d) government-specific means.¹⁶ Therefore, our filtering equation for the country-specific vote intention series is:

$$VI_t = \beta_1 T_t + \beta_2 EC_t + \beta_3 EC_t^2 + \beta_4 H_t + \sum_5^n \beta_i G_{it} \quad \text{Equation 1}$$

¹⁵ We provide results for the first differenced raw vote intention data as a dependent variable in Online Appendix D-2.

¹⁶ See Veiga and Veiga (2004) for an example of cyclical trends on Portuguese vote intention data, Malet and Kriesi (2019) for the estimation of honeymoon effects in Italy, and Dassonneville and Lewis-Beck (2012) for the cost of ruling on a large cross-national sample.

where VI is vote intention measured at time t , T is a secular trend, EC and EC^2 are the linear and quadratic popularity trends for each electoral cycle, H is a three-month honeymoon after a new government come to power, and G are a set of government dummies to capture the different average popularity of different parties participating in government at any given point in time. We then use the residuals from this filtering regression, which essentially capture the parts of the vote intention series that are unexplained by temporal regularities, as the dependent variable in the study. As the influence of various temporal effects is removed from the series, one can also think of this method as a hard test for our empirical analysis: we only pick up the impacts of events that are above and beyond the regular impact of time, minimizing the risk of spurious findings. If we detect a significant impact of austerity packages in our analysis, we can safely rule out the possibility that this is due to some global or local trend affecting all governments alike, such as the general cost of ruling.

With our filtered dependent variable defined in this way, we proceed to estimate our intervention functions via pooled maximum likelihood estimation.¹⁷ Another round of unit-root tests allows us to reject the null of non-stationarity in all the series and estimate a dynamic model with a lagged dependent variable.¹⁸ The generic form of our estimated models is:

¹⁷ We provide country-by-country time series results via a coefficient plot of the estimated impact of the austerity dummy and a chronological visualization of country-specific events in Online Appendix B. We also checked for the appropriate country-specific lag structure via auto-correlation (ACF) and partial auto-correlation functions (PACF) and found that an AR(1) specification is the appropriate dynamic specification for all countries.

¹⁸ The distribution of the p-values for country-specific unit-root tests both before and after the filtering are shown in Online Appendix C-1.

$$VIF_{it} = \alpha_i VIF_{it-1} + \beta_1 I_{it} + \beta_2 C_{it} + \beta_3 I_{it} C_{it} + \varepsilon_{it} \quad \text{Equation 2}$$

where the dependent variable is now our filtered series for country i that is modelled as a function of its lagged value, an austerity variable defined above in interaction with a contextual variable denoted by C , and a white noise, *iid* error term (ε).¹⁹ All right-hand side variables exert their initial impact in a contemporaneous fashion with delayed effects accumulating over time at a rate dictated by the long-run multiplier (the coefficient for the lagged dependent variable (LDV)).

As for potential country-specific (unit-) effects, it is important to note that country-specific means have been removed from the series via the filtering, so the inclusion of country fixed effects is made superfluous, by construction. In other words, we no longer need the time demeaning operation of fixed effects in a dynamic panel data model. The absence of unit-effects and demeaning process also guards against biased parameter estimates present in many dynamic panel and time-series-cross-section designs, where the bias is caused by the correlation between the demeaned LDV and the demeaned error term (Nickell, 1981, Beck and Katz, 2011). In any event, as Beck and Katz argue (2011, p. 342), the Nickell bias becomes small as the number of observations gets sufficiently large. Given that our monthly dataset yields an average number of observations per panel above 100, we are relatively sanguine that the findings shown below are not affected by Nickell bias.

¹⁹ Due to the filtering in the first-step, the country series are mean-centered around 0, eliminating unit- (country-specific) effects from the pooled model.

We first present a set of pooled time-series models with a random slope of the LDV.²⁰ Since conventional time series cross-section models produce biased and inconsistent estimates under cross-sectional heterogeneity in the value of autoregressive parameters (Webb and Weinberg 2017), we opt for these mixed effects models to counteract this problem. In essence, we allow for the adjustment mechanism of the model to vary from country to country indicated by subscript i under the coefficient α for the LDV.

Our models estimate the average (unconditional) impact of austerity episodes on the transformed cabinet-level vote intention variable. All model specifications are dynamic so the estimated coefficients of the austerity variable merely serve to indicate the immediate response; the total impact over time is augmented by the long-run multiplier, which is provided by the coefficient of the lagged dependent variable of the models. Our modified step-specification thus allows for a gradual accumulation of the impact of austerity, while the country-specific estimates for the LDV calculated from our random slope models allow for different trajectories of the dependent variable during and after the austerity windows.

Main results

Table 1 shows the average (non-conditional) impact of austerity when estimated with three different time windows. Models 1-3 estimate the impact via a bivariate dynamic model while Model 4-6 add the contextual controls from the three hypotheses as well as an additional economic control of monthly retail sales volume, our proxy for monthly GDP growth.

²⁰ See Beck and Katz (2007) for a thorough discussion of random-coefficient models estimated by MLE in the context of pooled time series data. In Online Appendix D-5, we present results for the fixed effects and random effects variants of our models.

All models provide strong evidence that austerity, on average, reduces the support for government parties, as stipulated by our austerity hypothesis. They produce significant and broadly similar estimates for the impact of the austerity: the initial impact is estimated to be 0.6 to 0.8 percentage points depending on the length of the intervention window and the inclusion/exclusion of the controls. The information criteria (we only show AIC in the table) also indicate very similar model fits, with the six months specification performing slightly better than the other windows. As for the control variables, interestingly, neither the macroeconomic indicators (year-on-year change in unemployment and year-on-year growth of retail sales volumes) nor the external creditors' involvement appear to significantly predict government popularity. Our indicator for politicization, by contrast, shows that in periods of higher protest intensity, governments tend to be less popular.

To calculate the total impact of austerity, one needs to consider that the initial impact is augmented with the long-run multiplier during the intervention window before the dependent variable converges back to its pre-austerity equilibrium. We use the six month intervention window from Model 5 to perform dynamic simulation (King et al, 2000) of the impact in the long-run. According to the simulation (shown only for the interactive models below), by the end of the intervention window, the estimated level of the dependent variable is around two percentage points below its value at the beginning of the period. Over time, however, the effect of austerity dissipates, suggesting that the costs of fiscal consolidation are transient. As voters are more likely to respond to short-term economic dynamics than long-term considerations (Achen and Bartels, 2016; Healy and Lenz, 2014), the memory of austerity can fade. This is in line with the notion that governments strategically time fiscal consolidations in order to minimize the associated electoral costs (Hübscher and Sattler, 2017).

Table 1: Baseline models for the unconditional effects of austerity

	Dependent variable: vote intention					
	Model 1	Model 2	Model 3	Model 4	Model 5	Model 6
vote intention _{t-1}	0.621*** (0.028)	0.627*** (0.029)	0.632*** (0.029)	0.621*** (0.028)	0.628*** (0.028)	0.632*** (0.029)
austerity_12m	-0.590*** (0.137)			-0.626*** (0.144)		
austerity_6m		-0.732*** (0.159)			-0.729*** (0.166)	
austerity_3m			-0.835*** (0.203)			-0.757*** (0.209)
Δunemployment				0.010 (0.046)	0.017 (0.046)	0.006 (0.046)
retail growth				-0.019 (0.016)	-0.016 (0.016)	-0.014 (0.016)
IMF				0.244 (0.215)	0.189 (0.213)	0.138 (0.213)
protest				-0.233*** (0.052)	-0.220*** (0.052)	-0.210*** (0.052)
(Intercept)	0.197** (0.076)	0.158* (0.070)	0.104 (0.067)	0.284*** (0.082)	0.232** (0.076)	0.175* (0.073)
AIC	7955.325	7952.316	7956.164	7959.304	7958.574	7964.192
Num. obs.	1674	1674	1674	1674	1674	1674
Num. groups	15	15	15	15	15	15
LM test p-value	0.454	0.532	0.561	0.427	0.502	0.515
AR(1) Std Dev	0.076	0.078	0.081	0.075	0.077	0.079

***p < 0.001, **p < 0.01, *p < 0.05, †p < 0.1

Turning to the tests of our hypotheses on context-conditions, we proceed in the following manner. We rely on the information criteria for the fully specified models to select the six month time window as the best performing time-window. We then use model 5 with this time-window as a benchmark for all subsequent models and add interaction terms one at a time in the order of our hypotheses: unemployment change, external creditor dummy, and protest frequency.²¹ Moreover, in addition to instantaneous effects we also show the total cumulative effect over time via dynamic simulation as above.²² Table 2 presents the results.

²¹ We provide results for the three-month and twelve-month windows in Appendix D-4

²² Since we allow the long-run multiplier to vary according to a random draw from a normal distribution, one could also illustrate the impact at different country-specific LDV coefficients. In Appendix C-2, we show

Table 2: Interactive models accounting for context-conditions

	Dependent variable: vote intention		
	Model 7	Model 8	Model 9
vote intention _{t-1}	0.627*** (0.029)	0.629*** (0.029)	0.628*** (0.028)
austerity_6m	-0.577** (0.176)	-0.549** (0.184)	-0.620*** (0.175)
Δunemployment	0.083 (0.053)	0.024 (0.046)	0.021 (0.046)
retail growth	-0.016 (0.016)	-0.015 (0.016)	-0.017 (0.016)
IMF	0.197 (0.213)	0.501* (0.253)	0.176 (0.213)
protest	-0.199*** (0.052)	-0.209*** (0.052)	-0.124 [†] (0.072)
austerity_6m*Δunemployment	-0.186* (0.073)		
austerity_6m*IMF		-0.918* (0.404)	
austerity_6m*protest			-0.182 [†] (0.094)
(Intercept)	0.218** (0.076)	0.198* (0.077)	0.197* (0.078)
AIC	7957.478	7955.411	7959.707
Num. obs.	1674	1674	1674
Num. groups	15	15	15
LM test p-value	0.477	0.503	0.521
AR(1) Std Dev	0.081	0.080	0.077

*** p < 0.001, ** p < 0.01, * p < 0.05, [†]p < 0.1

Model 7 allows for the effect of austerity to vary with the monthly year-on-year change in the unemployment rate.²³ The significant interaction term and the marginal effects plot (Figure 1) offer strong evidence for our economic conditions hypothesis. In times of declining unemployment rates, the marginal effect of austerity is statistically indistinguishable from

dynamic simulation of the interactions for two countries with high (Hungary) and low (Romania) persistence in the dependent variable according to their country-specific LDV coefficients.

²³ We provide results with growth in retail sales volume – a close monthly proxy for economic output – rather than unemployment as the conditioning variable in Online Appendix D-3. As it turns out, the interactive pattern between retail growth and austerity is qualitatively very similar to unemployment, further corroborating the economic conditions hypothesis.

zero. By contrast, when unemployment is stable or is increasing, austerity is associated with an ever larger electoral punishment. For instance, under a scenario of stable unemployment ($y-o-y \Delta unemployment=0$) followed by an economic shock that results in a one per cent $y-o-y$ increase in unemployment for an extended period of time, the immediate impact of austerity for government parties is a 0.76 percentage points loss in vote intentions. Using a dynamic simulation, we calculate that this accumulates to a loss of around 1.9 percentage points by the end of the six months intervention window (Figure 1).²⁴

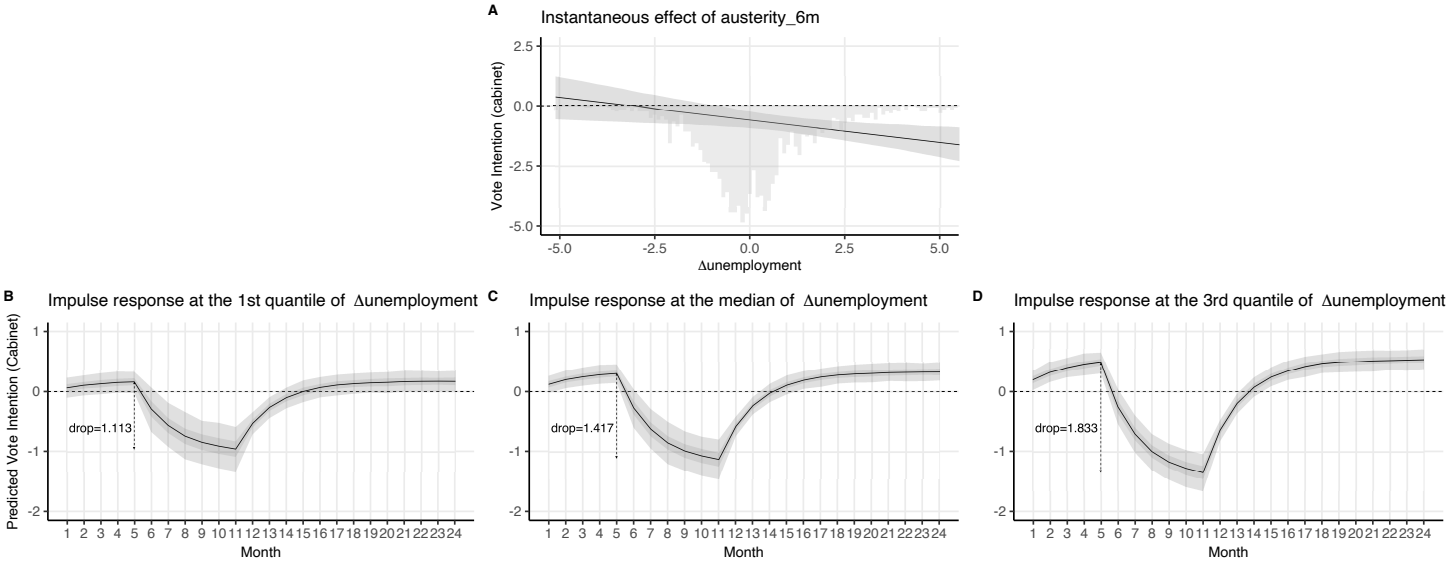


Figure 1: Instantaneous effects and impulse response functions of austerity at different rates of change in the unemployment rate

Note: For the impulse response functions, we simulate the evolution of the dependent variable with a starting value at 0.

²⁴ These estimated averages hide variation in the rates of adjustment between the country-specific series, giving rise to potentially different dynamic effects. We provide illustration of how these dynamics play out in countries with a quick rate of adjustment (Romania) and a slow rate of adjustment (Hungary) in Appendix C-2.

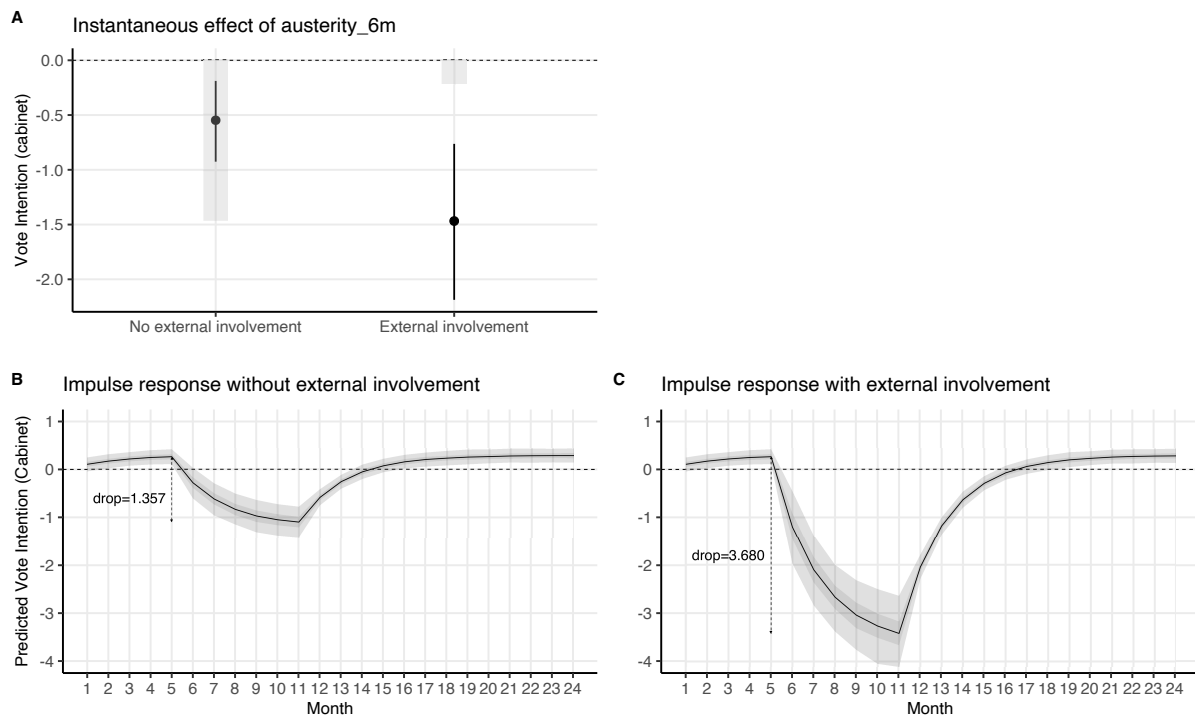


Figure 2: Instantaneous effects and impulse response functions of austerity with and without external creditors' involvement

Turning to the interaction between the external involvement dummy and the austerity dummy (the external involvement hypothesis) a rather strong pattern emerges. The interaction term is substantively large (-0.92) and significant, implying a non-trivial difference in the size of the government's punishment depending on whether austerity is implemented under external pressure or not. As the marginal effects plot shown in Figure 2 reveals, externally imposed austerity episodes imply an immediate loss of popularity of around 1.45 percentage points cumulating to a total estimated loss of 3.58 percentage points by the end of the six months intervention window. By contrast, the estimated immediate hit to government parties' vote intention in the wake of domestically driven austerity episodes is considerably more limited: 0.54 percentage points, resulting in a 1.36 percentage point total loss. The strong interaction dynamics between austerity and external creditors' involvement helps to adjudicate in the debate on external dimension of responsibility attribution. Far from diluting perceived responsibility and sheltering incumbents from the wrath of the public, the straightjacket

imposed by external creditor appears to highlight incumbents' responsibility for economic mismanagement, amplifying punishment in the polls.

Finally, we test the politicization hypothesis by introducing the weighted protest frequency variable in interaction with the austerity dummy while keeping the rest of the covariates in the model as controls.²⁵ The interactive patterns shown in Figure 3 provide support for the hypothesis. Although the estimated immediate impact of austerity is negative and significant at all levels of protest frequency, its substantive impact is larger in times of high politicization. For instance, when the weighted protest variable is at the 90th percentile of the empirical distribution, the estimated immediate impact is a 0.87 percentage point drop, cumulating to 2.1 percentage point loss in vote intentions by the end of the six months intervention window. By contrast, in instances of no protest (weighted protest frequency=0), a more modest 0.59 percentage point punishment is followed by a 1.52 percentage point total loss after a six month period. Therefore, in line with our expectations, the intensity of protest activity increases the electoral punishment of austerity, though the conditioning role of protest is weaker compared to the other two contextual covariates (unemployment and external creditors' involvement).

²⁵ Recognizing the potentially endogenous nature of our protest frequency measure, we examine the robustness of our results by instrumenting the protest variable via 2SLS (shown in Online Appendix D-3) using the following set of exogenous instruments: left cabinets, honeymoon periods, seasonal dummies, and country fixed effects. Endogeneity tests, weak identification test and a Sargan statistic for overidentification all indicate that our choice of instruments is appropriate. The results show that the interactive patterns with the instrumented protest variable become even stronger.

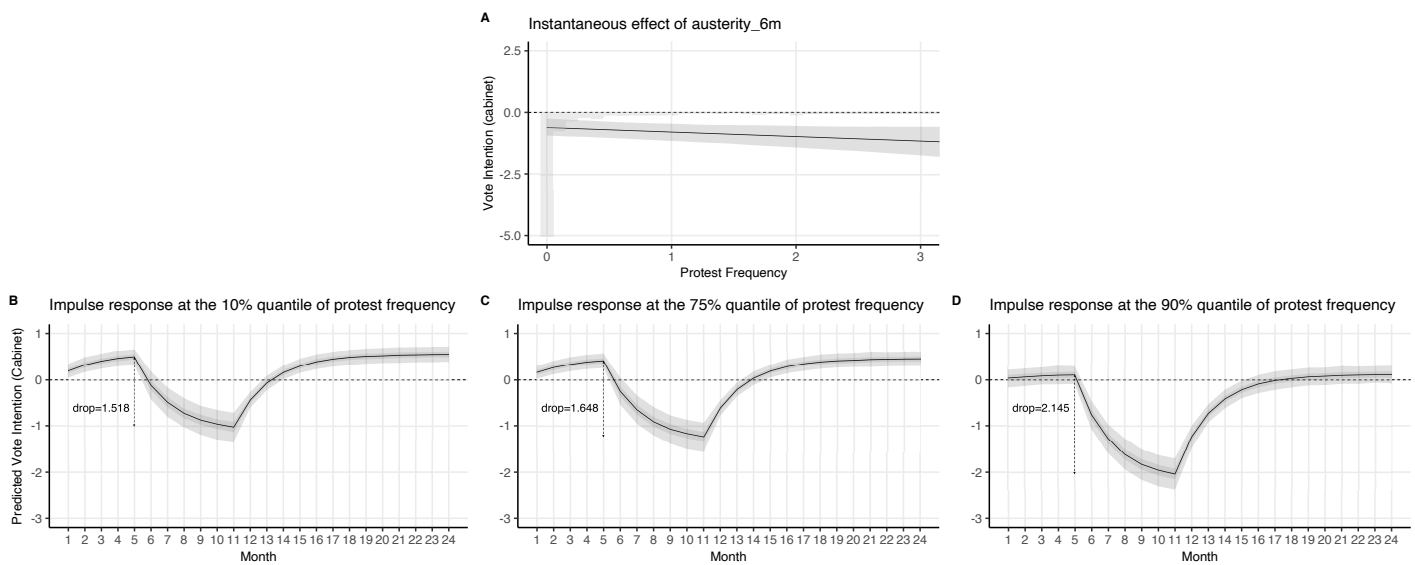


Figure 3: Instantaneous effects and impulse response functions of austerity at different levels of protest frequency

Extension: A case study

While the strength of the pooled analysis that we have produced so far is a high level of generalizability, its inherent weakness is a limited consideration of details. In this penultimate section, we aim to illustrate the impact of austerity by placing individual austerity episodes in the centre-stage of analysis in a particular country of choice: Greece. Although the country was a clear outlier in the European austerity saga during the Great Recession, it is interesting for illustrative purposes because it satisfies all the context conditions that we have shown to amplify the penalty in the polls: austerity packages were adopted under deteriorating economic conditions, high levels of politicization, and the strict conditionality of external creditors. This leads us to expect quite dramatic consequences in the polls.

We use the four austerity packages that we included in the pooled models for Greece: the First bailout (May, 2010), the Mid-term Adjustment Programme (June, 2011), the Second Bailout (February, 2012), and the Third Bailout (July, 2015). Table 3 presents the estimates for the impact of the individual packages (Models 10-14) as well as for the average impact of

austerity measured via a six months window for Greece only. The estimates show that, on average, these packages had a highly significant negative effect on the government's popularity (2.24 percentage points for the immediate effect and a total effect above six percentage points), significantly above the average impact from the pooled analysis. They also show that, individually, the impact of the different packages varies considerably, partly as a function of context conditionalities highlighted by our pooled analysis and partly as a function of other developments beyond the scope of our results.

For instance, the estimate for the first bailout package is actually positive (non-significant), suggesting that the implementation of the first bailout program had no immediate electoral repercussions for the Greek government. Within our explanatory framework, this is arguably related to the fact that in the spring and summer of 2010, the Greek economy still held up reasonably well with the unemployment rate rising only modestly. Moreover, the frequency of protests paled in comparison to the storm that Greece was yet to experience.

By far the most dramatic drop in the ruling party's (PASOK) popularity followed the implementation of the mid-term adjustment package (more than twelve percentage points loss by the end of the period). The episode of the mid-term adjustment saw the rise of new challengers – the Greek Indignados, inspired by events in Spain – that broadened the base of the grassroots mobilization to non-political elites and introduced more confrontational forms of protest. As Altiparmakis (2019) shows, it was at this moment that widespread dissatisfaction with austerity expanded into the political field and focused on the vote for the mid-term adjustment in Parliament. This illustrates the effect of protest on the government's popularity. Under enormous pressure from Europe, the mid-term adjustment episode led to the adoption of the 'multi-law' bill in October 2011, which eventually led to the resignation of the PASOK government and its replacement by the technocratic Papademos government that was responsible for adopting the second bailout package in early 2012.

Table 3: Time-Series models for austerity episodes in Greece

	Dependent variable: vote intention				
	Model 10	Model 11	Model 12	Model 13	Model 14
vote intention _{t-1}	0.701*** (0.071)	0.608*** (0.071)	0.710*** (0.068)	0.698*** (0.070)	0.674*** (0.067)
first_bailout	0.740 (1.415)				
mid_term		-5.062*** (1.420)			
second_bailout			-2.193 (1.488)		
third_bailout				-1.540 (1.387)	
austerity_6m					-2.236*** (0.753)
(Intercept)	-0.048 (0.327)	0.279 (0.310)	0.096 (0.322)	0.080 (0.325)	0.475 (0.345)
R ²	0.504	0.557	0.513	0.508	0.541
Adj. R ²	0.494	0.548	0.503	0.499	0.533
Num. obs.	107	107	107	107	107
RMSE	3.279	3.099	3.249	3.264	3.152
Ljung-Box test p-value	0.311	0.176	0.401	0.277	0.187

***p < 0.001, **p < 0.01, *p < 0.05, †p < 0.1

The substantive estimate for the second bailout package, implemented by the Papademos government is also large (an immediate 2.2 percent page point loss and a 6.7 percentage point total drop), but it fails to achieve significance at conventional levels. This lack of significance is arguably due to the short time window for the step function because of the change in government after the June elections in 2012. However, the substantively large estimate for the drop in the popularity of two main parties supporting the Papademos government (PASOK and New Democracy) is testimony to the ever deteriorating economic situation and unabated protest activity as a carry-over from the mid-term adjustment period.

Comparatively speaking, the third bailout agreed upon by the Syriza-led government with international creditors under dramatic circumstances in the summer of 2015 had a lower

impact (a non-significant 1.54 percentage point immediate drop). This bailout episode stands in stark contrast to what had happened earlier during the Greek crisis because it was surprisingly non-contentious. The key event in this episode was the referendum on the new bailout agreement, organized by the newly elected radical left Syriza government. The government campaigned for a No vote, i.e., for refusing to sign a new bailout agreement, and achieved a resounding victory. In an astounding turnaround, the Syriza government still proceeded to sign a new agreement with the European partners and the IMF, implementing the third bailout within a week after the referendum. With Syriza's capitulation, the bailout era came to an abrupt end. Contention ended because, among other things, frustration and exhaustion contributed to demobilization (Altiparmakis 2019). In addition, trust in Syriza's leader Alexis Tsipras marked a key difference with the mobilization against PASOK, even after the end of the negotiations: to the Greek public, the new Prime Minister appeared to have done everything he could to avoid the inevitable and he was thus spared the blame for the turn of events. The limited impact of this episode on the government's popularity can be explained by a combination of the effectiveness of Tsipras's rhetoric, the wavering of the internal opposition, and the despair and defeat of the official opposition, which all played into the government's hands.

Conclusion

As the countries of the European Union are experiencing another severe recession as a result of the COVID-19 pandemic, it is important to take stock of the political aftermath of the financial crisis and the eurozone crisis. In this article, we made an important contribution to this effort by conducting a systematic statistical analysis of the electoral impact of some of the most contentious economic policy decisions that governments have taken to address the fiscal

imbalances resulting from the twin crises. More specifically, we analysed the effects of the most important austerity packages and structural reforms that governments implemented on government popularity. In the spirit of the interrupted time series literature, we treated these packages as external shocks to the underlying times series that describe the monthly vote intention shares of ruling parties in fifteen European countries between 2005 and 2015.

To recap the main findings, we showed that while economic aggregates have little independent explanatory power on governments' popularity during the Great Recession, governments are routinely held accountable for contentious economic policy decisions, as measured by the evolution of the support for ruling parties in opinion polls (cf. Malet and Kriesi 2019). By moving closer to the actual policy packages, we were able to track the political effects of austerity closely, and we modelled this impact via intervention windows (step dummies of various lengths). Contrary to the literature on the fiscally conservative voter, this approach allowed us to show that, on average, there is a significant and substantively important negative effect of austerity packages on government's monthly vote intention ratings. The costs of austerity, however, are transient and depend on political and economic context conditions: overall, we found that the popularity of government declines for roughly one year and that this decline is substantial in instances of large increases in unemployment, external pressures by creditors, and high politicization of economic conflicts in the streets.

The implications of these findings are at least two-fold. On the one hand, they help us to make sense of the political consequences of the Great Recession. As austerity became the dominant macroeconomic policy in post-crisis Europe, we witnessed the successful rise of anti-austerity parties, movements, and politicians in some countries but not in others. Our results suggest that austerity, on average, is costlier than the conventional literature assumes, while highlighting the conditions under which we can expect austerity packages to especially harm the popularity of governments and influence their re-election chances. Some governments

were not only able to strategically time austerity policies (Hübscher and Sattler 2017), but they were also able to rely on favourable economic and political contexts to avoid electoral punishment (e.g., the Conservatives in the UK). Amidst pressure from external creditors, other governments were unable to do this, contributing to different political consequences of the Great Recession across the continent (Hutter and Kriesi 2019).

On the other hand, the findings help us to understand voters' response to economic processes more generally. In the search for the aggregate economic vote, the article turned from economic conditions (output) to economic policies (input). This approach allowed us to unearth effects that may remain hidden when focusing on election results exclusively. The results suggest that voters are nuanced. Even if transient in nature, the electorate's response to sensitive policies does not follow the reward-punishment hypothesis in a straightforward, linear fashion in the short-run but is highly context-conditional. By assigning reward and blame to policies rather than economic aggregates, voters hold incumbents accountable for the levers under incumbents' direct control rather than for the vagaries of the ever more interdependent globalized markets.

Bibliography

Achen CH and Bartels LM (2016) *Democracy for Realists*. Princeton, Princeton University Press.

Alesina A and Ardagna S (1998) Tales of fiscal adjustment. *Economic Policy* **13**, 489-585.

Alesina A, Perotti R, Tavares J, Obstfeld M and Eichengreen B (1998) The political economy of fiscal adjustments. *Brookings Papers of Economic Activity* 1998, 197-248.

Alesina A, Favero C, and Giavazzi F (2019) *Austerity: When It Works and When it Doesn't*. Princeton: Princeton University Press.

Altiparmakis A (2019) *The Age of the Bailout*. PhD Thesis, European University Institute, Florence.

Altiparmakis A and Lorenzini J (2018) Disclaiming national representatives: Protest waves in Southern Europe during the crisis. *Party Politics* **24**, 78-89.

Anderson CJ (2000) Economic voting and political context: A comparative perspective. *Electoral Studies* **19**, 151-170.

Anderson CJ (2007) The end of economic voting? Contingency dilemmas and the limits of democratic accountability. *Annual Review of Political Science* **10**, 271-296.

Armingeon K (2012) The politics of fiscal responses to the crisis 2008-2009. *Governance* **25**, 543-65.

Armingeon K and Giger N (2008) Conditional punishment: A comparative analysis of the electoral consequences of welfare state retrenchment in OECD nations, 1980–2003. *West European Politics* **31**, 558-580.

- Arias E and Stasavage D** (2019) How large are the political costs of fiscal austerity? *Journal of Politics* **81**, 1517-1522.
- Barnes L and Hicks T** (2018) Making austerity popular: The media and mass attitudes toward fiscal policy. *American Journal of Political Science* **62**, 340-354.
- Bartels LM** (2014) Ideology and retrospection in electoral responses to the Great Recession. In Bermeo N and Bartels B (eds), *Mass Politics in Tough Times. Opinions, Votes, and Protest in the Great Recession*. Oxford, Oxford University Press, pp. 1-39.
- Bechtel MM, Hainmüller J and Margalit Y** (2017) Policy design and domestic support for international bailouts. *European Journal of Political Research* **56**, 864-886.
- Beck N and Katz JN** (2007) Random coefficient models for time-series–cross-section data: Monte Carlo experiments. *Political Analysis* **15**, 182-195.
- Beck N and Katz JN** (2011) Modelling dynamics in cross-section-time-series political economy data. *Annual Review of Political Science* **14**, 331-352.
- Bellucci P** (2014) The political consequences of blame attribution for the economic crisis in the 2013 Italian national election. *Journal of Elections, Public Opinion and Parties* **24**, 243-263.
- Bellucci P and Lewis-Beck MS** (2011) A stable popularity function? Cross-national analysis. *European Journal of Political Research* **50**, 190-211.
- Beissinger MR and Sasse G** (2014) An end to 'patience'? The Great Recession and economic protest in Eastern Europe. In Bermeo N and Bartels B (eds), *Mass Politics in Tough Times. Opinions, Votes, and Protest in the Great Recession*. Oxford, Oxford University Press, pp. 334-70.

- Bisgaard M, Sloothus R** (2018) Partisan elites as culprits? How party cues shape partisan perceptual gaps. *American Journal of Political Science* **62**: 456-469.
- Blinder AS and Holtz-Eakin D** (1984) Public opinion and the balanced budget. *The American Economic Review* **74**: 144–149.
- Bremer B, Hutter S and Kriesi H** (2020) Dynamics of protest and electoral politics in the Great Recession. *European Journal of Political Research*. Online first.
- Brender A and Drazen A** (2008) How do budget deficits and economic growth affect reelection prospects? Evidence from a large panel of countries. *American Economic Review* **98**, 2203–2220.
- Clarke HD, Ho K and Stewart MC** (2000) Major's lesser (not minor) effects: Prime ministerial approval and governing party support in Britain since 1979. *Electoral Studies* **19**, 255-274.
- Clarke HD, and Whitten GD** (2013) Hard choices in hard times: Valence voting in Germany (2009). *Electoral Studies* **32**, 445-451.
- De Boef S** (2001) Modelling equilibrium relationships: error correction models with strongly autoregressive data. *Political Analysis* **9**, 78-94.
- De Boef S and Keele L** (2008) Taking time seriously. *American Journal of Political Science* **52**, 184-200.
- Duch RM and Stevenson RT** (2008) *The Economic Vote. How Political and Economic Institutions Condition Election Results*. New York, NY: Cambridge University Press.
- Earl J, Martin A, McCarthy JD and Soule SA** (2004) The use of newspaper data in the study of collective action. *Annual Review of Sociology* **30**, 65-80.

- Enders W** (2004) *Applied Econometric Time Series*. New York, NY: John Wiley & Sons, Inc.
- Fernández-Albertos J and Kuo A** (2016) Economic hardship and political preferences in the eurozone periphery: Evidence from Spain. *Comparative Political Studies* **49**, 874-906.
- Fraille M and Lewis-Beck MS** (2014) Economic vote instability: endogeneity or restricted variance? Spanish panel evidence from 2008 and 2011. *European Journal of Political Research* **53**, 160-179.
- Gamson, WA and Meyer DS** (1996) Framing political opportunity. In McAdam D, McCarthy JD and Zald MN (eds), *Comparative Perspectives on Social Movements: Political Opportunities, Mobilizing Structures, and Cultural Framings*. Cambridge University Press, pp. 275-290.
- Giavazzi F and Pagano M** (1990) Can severe fiscal contractions be expansionary? Tales of two small European countries. In Blanchard O and Fischer S (eds), *NBER Macroeconomics Annual 1990*. Cambridge, MA: MIT Press.
- Golden DG and Poterba JM** (1980) The price of popularity: The political business cycle reexamined. *American Journal of Political Science* **24**, 696–714.
- Healy A and Lenz S** (2014) Substituting the end for the whole: why voters respond primarily to the election-year economy. *American Journal of Political Science* **58**, 31–47.
- Hellwig T** (2001) Interdependence, government constraints, and economic voting. *Journal of Politics* **63**, 1141-62.
- Hellwig T and Samuels D** (2007) Voting in open economies: The electoral consequences of globalization. *Comparative Political Studies* **40**, 283-306.
- Hernández E and Kriesi H** (2016) The electoral consequences of the financial and economic crisis in Europe. *European Journal of Political Research* **55**, 203-224.

- Hübscher E and Sattler T** (2017) Fiscal consolidation under electoral risk. *European Journal of Political Research* **56**, 151–168.
- Hübscher E, Sattler T and Wagner M** (2018) Voter responses to fiscal austerity. Paper presented at the Annual Meeting of the European Political Science Association, Vienna, June 21-23, 2018.
- Hutter S and Grande E** (2014) Politicizing Europe in the national electoral arena: A comparative analysis of five west european countries, 1970-2010. *Journal of Common Market Studies* **52**, 1002-1918.
- Hutter S and Kriesi H** (2019) *European Party Politics in Times of Crisis*. Oxford, Oxford University Press.
- Jensen NM and Rosas G** (2020) Open for politics? Globalization, economic growth, and responsibility attribution. *Journal of Experimental Political Science* **7**, 89-100.
- Kayser MA and Peress M** (2012) Benchmarking across Borders: Electoral accountability and the necessity of comparison. *American Political Science Review* **106**, 661-684.
- King G, Tomz M and Wittenberg J** (2000) Making the most of statistical analyses: Improving interpretation and presentation. *American Journal of Political Science* **44**, 347-361.
- Komidis S** (2018) International constraints and electoral decisiosn: Does the room to maneuver attenuate economic voting? *American Journal of Political Science* **62**, 519-534.
- Lebo MJ and Young E** (2009) The Comparative dynamics of party support in Great Britain: conservatives, labour and the liberal democrats. *Journal of Elections, Public Opinion and Parties* **19**, 73-103.

Lewis-Beck MS and Paldam M (2000) Economic voting: An introduction. *Electoral Studies* **19**, 113-121.

Lewis-Beck MS and Stegmaier M (2013) The VP-function revisited: A survey of the literature on vote and popularity functions after over 40 years. *Public Choice* **157**, 367–385.

Lorenzini J, Makarov P, Wuest B (forthcoming) Design and methods of the semi-automated protest event analysis. In Kriesi H, Lorenzini J, Wuest B, and Hausmermann S (eds), *Contention in Times of Crisis: Comparing Political Protest in 30 European countries, 2000-2015*. Cambridge: Cambridge University Press.

MacKuen M, Erikson R and Stimson J (1992) Peasants or bankers? The American electorate and the US economy. *American Political Science Review* **86**, 597-611.

Magalhaes PC (2014) The elections of the Great Recession in Portugal: Performance voting under a blurred responsibility for the economy. *Journal of Elections, Public Opinion* **24**, 180-202.

Marsh M and Mihaylov S (2012) Economic voting in a crisis: The Irish election of 2011. *Electoral Studies* **31**, 478-484.

Malet G and Kriesi H (2020) Economic shocks and the cost of ruling: Evidence from Italy. *Journal of Elections, Public Opinion, and Parties* **30**, 22-41.

McDowall D, McCleary R, Meidinger EE and Hay RA (1980) *Interrupted Time Series Analysis*. Thousand Oaks, CA: Sage Publications.

Nickell, S (1981) Biases in Dynamic Models with Fixed Effects. *Econometrica* **49** (6): 1417-1426.

- Nordhaus, WD** (1975) The political business cycle. *The Review of Economic Studies* 42, 169-190.
- Pankratz A.** (1991) *Forecasting with Dynamic Regression Models*. New York, NY: John Wiley & Sons, Inc.
- Peltzman S** (1992) Voters as fiscal conservatives. *The Quarterly Journal of Economics* 107 327–361.
- Pickup M** (2010) Better know your dependent variable: A multination analysis of government support measures in economic popularity models. *British Journal of Political Science* 40: 449-468.
- Pierson P** (1996) The new politics of the welfare state. *World Politics* 48, 143–179.
- Pierson P** (2001) *The New Politics of the Welfare State*. Oxford University Press, Oxford.
- Powell GB and Whitten GD** (1993) A cross-national analysis of economic voting: Taking account of the political context. *American Journal of Political Science* 37, 391-414.
- Pontusson J and Raess D** (2012) How (and why) is this time different? The politics of economic crisis in western europe and the united states. *Annual Review of Political Science* 15, 13-33.
- Rüdig W and Karyotis G** (2014) Who protests in Greece? Mass opposition to austerity. *British Journal of Political Science* 44, 487-513.
- Schattschneider EE** (1960[1975]) *The Semi-Sovereign People: A Realist's View of Democracy in America*. NY: Holt, Rinehart and Winston.

- Stegmaier M, Lewis-Beck MS and Park B** (2017) The VP-function: A review. In
Arzheimer K, Evans J and Lewis-Beck MS (eds), *The Sage Handbook of Electoral
Behavior*. Sage Publications, pp. 584-605
- Stimson JA** (2004) *Tides of Consent: How Public Opinion Shapes American Politics*.
Cambridge, UK: Cambridge University Press.
- Talving L** (2017) The electoral consequences of austerity: Economic policy voting in Europe
in times of crisis. *West European Politics* **40**, 560-83.
- Veiga FJ and Veiga LG** (2004) The determinants of vote intentions in Portugal. *Public
Choice* **118**, 341-364.
- Webb C and Weinberg J** (2017) It is about time: Cross-sectional dynamic heterogeneity in
TSCS data. Paper presented at the annual meeting of the Society for Political
Methodology, University of Wisconsin-Madison, July 13-15, 2017.